



PIMPRI CHINCHWAD EDUCATION TRUST
A Trustee since its Creation Since 1950...

UDISE NO: 27252001412

Pimpri Chinchwad Education Trust's
S.B. PATIL COLLEGE OF SCIENCE & COMMERCE, RAVET

Sr. no. 110, Gate No 1, Ravet, Pune- 412101

www.sbpatilcollege.com, email-sbpc.science@gmail.com

College Index No: J.11.16.066



POPULATION : Part 1

Sangita Kudale



Pimpri Chinchwad Education Trust's
S.B. PATIL COLLEGE OF SCIENCE & COMMERCE, RAVET

Sr. no. 110, Gate No 1, Ravet, Pune- 412101

www.sbpatilcollege.com, email-sbpc.science@gmail.com

UDISE NO: 27252001412

College Index No: J.11.16.066



Population : Part 1

- Population density
- Patterns of population
- Population density
- Factors affecting On population distribution & density
- Demographic transition model
- Crude birth & death rate , population growth rate



Distribution of Population :



Try this.

Observe the pie-charts shown in Fig 1.1 carefully and answer the following questions.

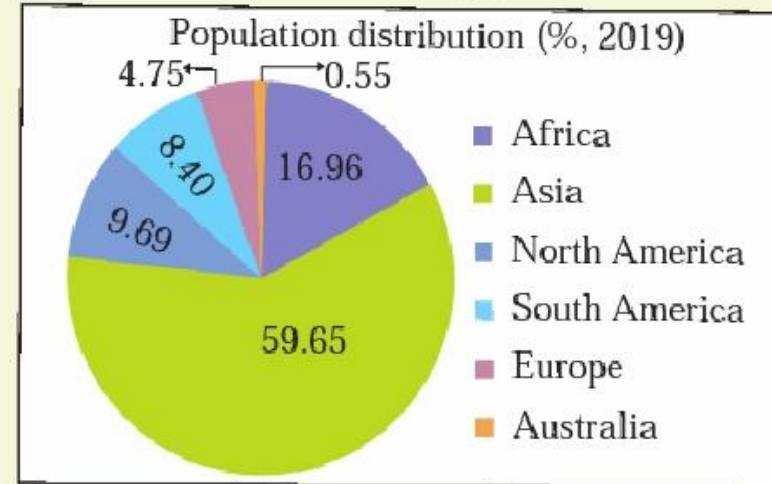
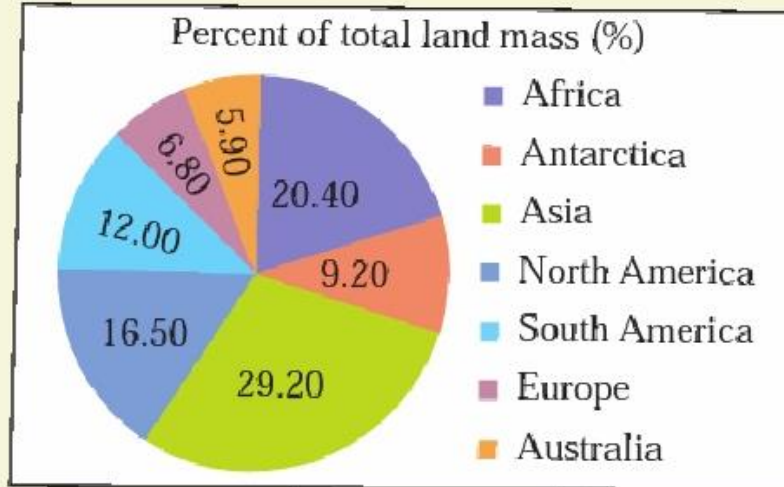


Fig 1.1

Source : UN data (<https://data.un.org>)

- 1) Which continent has the least population?
- 2) Which continent has the least landmass and also the least population?
- 3) Which continent has the most landmass as well as most of the population?
- 4) Which continent is missing in one of the pie charts? Why?



Pimpri Chinchwad Education Trust's
S.B. PATIL COLLEGE OF SCIENCE & COMMERCE, RAVET

Sr. no. 110, Gate No 1, Ravet, Pune- 412101

www.sbpatilcollege.com, email-sbpc.science@gmail.com

UDISE NO: 27252001412

College Index No: J.11.16.066



Population density

- How do we calculate it?

$$\text{Population Density} = \frac{\text{Total Population}}{\text{Total Area(in sq.km)}}$$

- It is expressed as land-man ratios in an area.



Pimpri Chinchwad Education Trust's
S.B. PATIL COLLEGE OF SCIENCE & COMMERCE, RAVET

Sr. no. 110, Gate No 1, Ravet, Pune- 412101

www.sbpatilcollege.com, [email-sbpc.science@gmail.com](mailto:sbpc.science@gmail.com)

UDISE NO: 27252001412

College Index No: J.11.16.066



Table 1.1

Rank	Country	Population in Crores (2018)	Approx. Area (in lakh sq.km.)	Population Density
1	China	142.8	96.0	
2	India	135.3	32.9	
3	United States of America (USA)	32.7	95.3	
4	Indonesia	26.8	19.1	
5	Pakistan	21.2	8.9	
6	Brazil	20.9	85.2	
7	Nigeria	19.6	9.2	
8	Bangladesh	16.1	1.5	
9	Russia	14.6	171.0	
10	Mexico	12.6	19.7	



Pimpri Chinchwad Education Trust's
S.B. PATIL COLLEGE OF SCIENCE & COMMERCE, RAVET

Sr. no. 110, Gate No 1, Ravet, Pune- 412101

www.sbpatilcollege.com, email-sbpc.science@gmail.com

UDISE NO: 27252001412

College Index No: J.11.16.066



Where will you prefer to live?





Pimpri Chinchwad Education Trust's
S.B. PATIL COLLEGE OF SCIENCE & COMMERCE, RAVET

Sr. no. 110, Gate No 1, Ravet, Pune- 412101

www.sbpatilcollege.com, email-sbpc.science@gmail.com

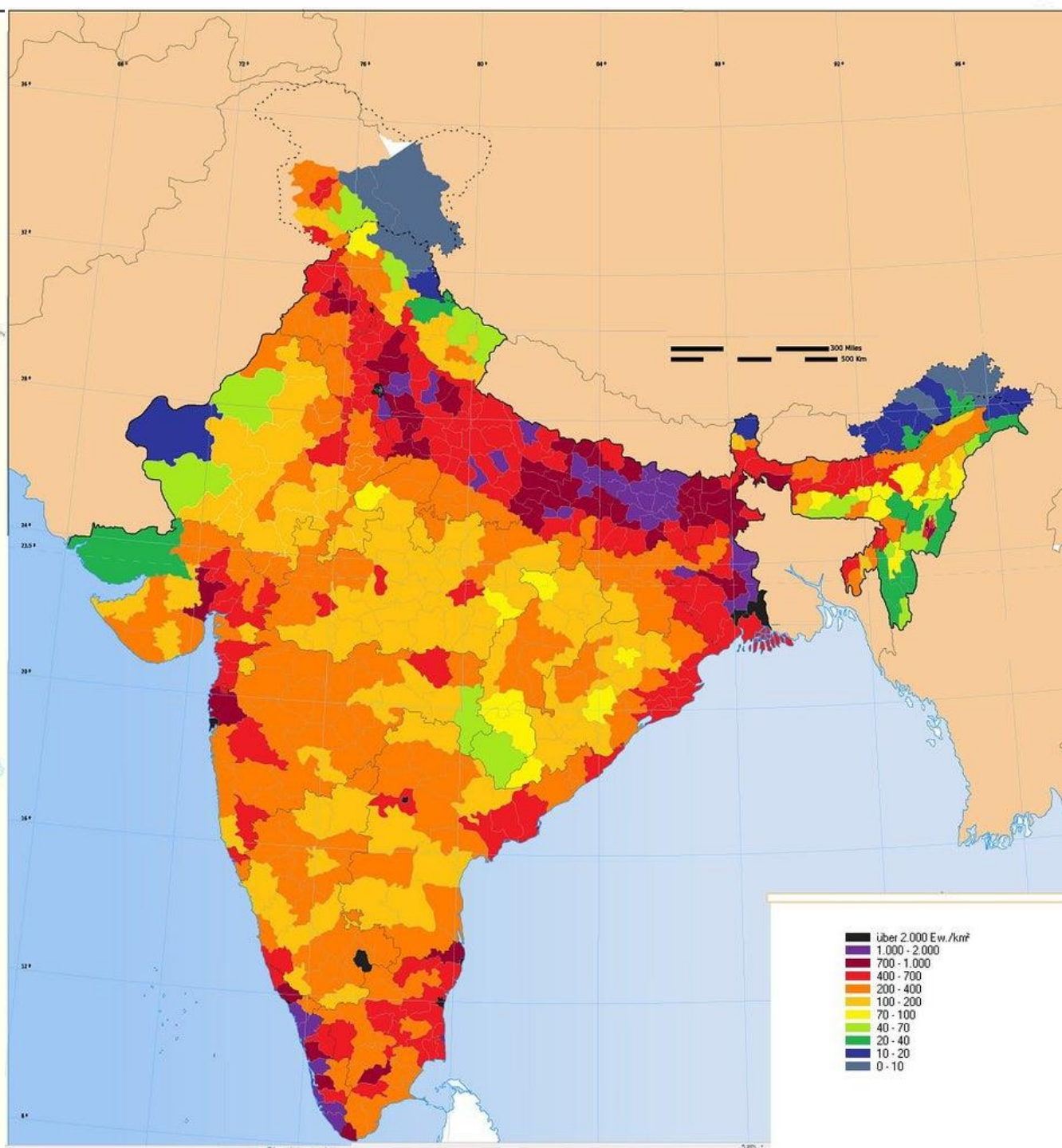
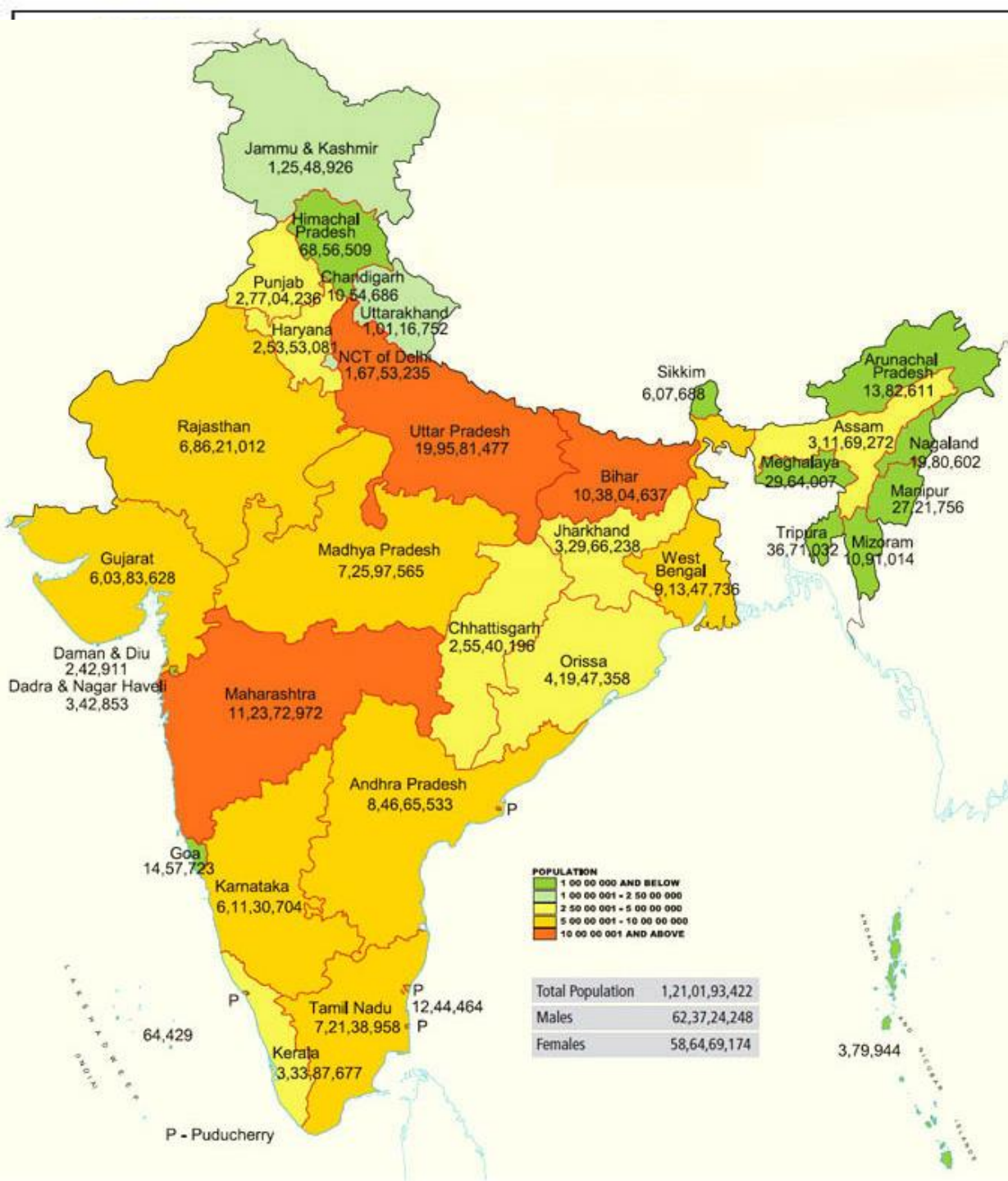
UDISE NO: 27252001412

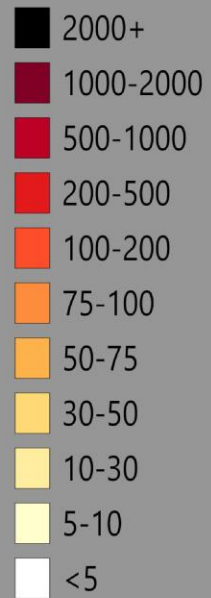
College Index No: J.11.16.066



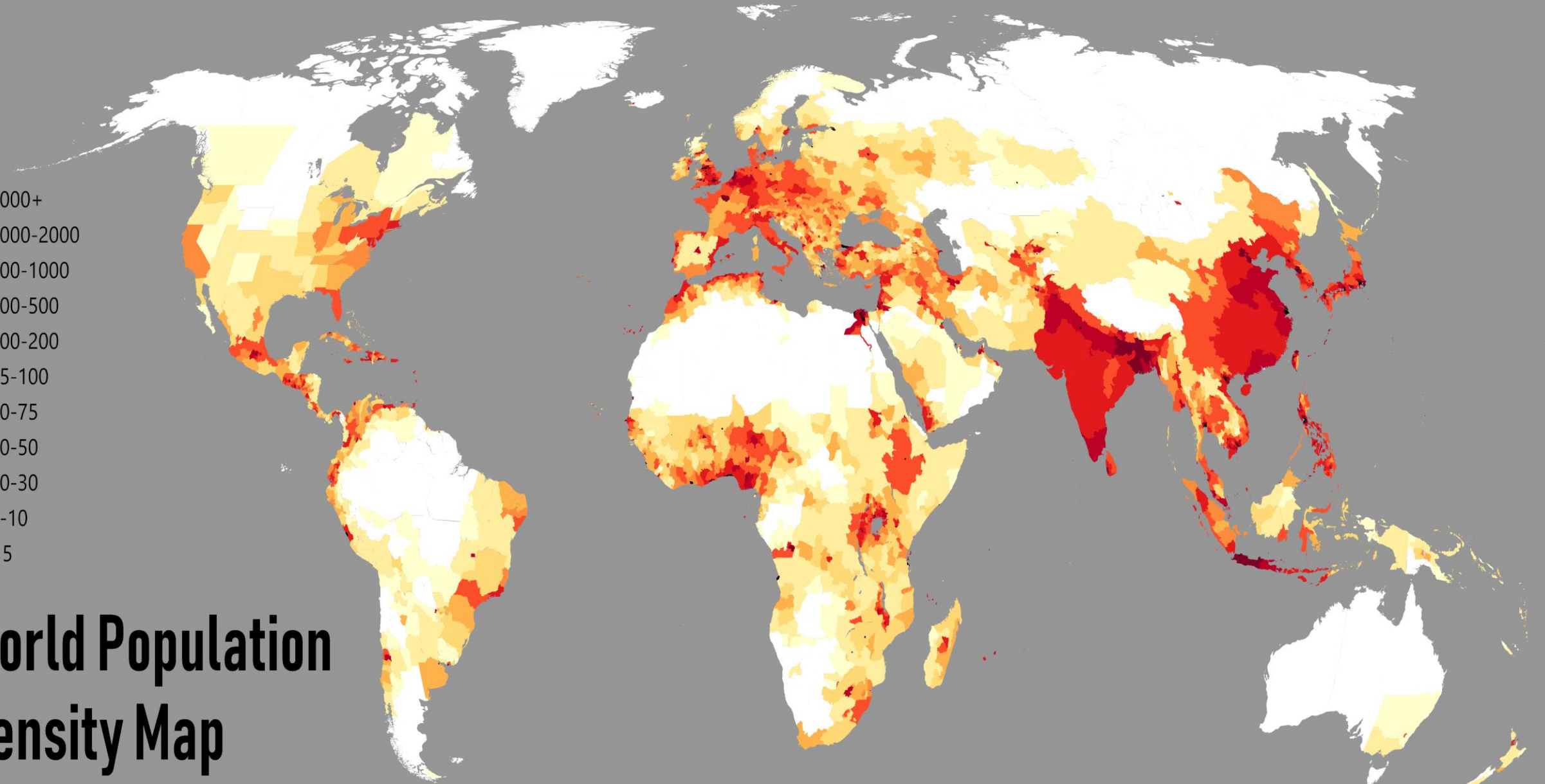
Pattern of population distribution in the world

- Snow covered area, hot desert, mountainous area less populated
- Coastal regions, plains region, river valleys area highly populated
- More than 2/3 population concentrated in Asia
- High concentration of population in northern hemisphere
- China & India highest population





World Population Density Map



@nerdy.maps 
u/some_dawid_guy 



Pimpri Chinchwad Education Trust's
S.B. PATIL COLLEGE OF SCIENCE & COMMERCE, RAVET

Sr. no. 110, Gate No 1, Ravet, Pune- 412101

www.sbpatilcollege.com, email-sbpc.science@gmail.com

UDISE NO: 27252001412

College Index No: J.11.16.066



Factors affecting on population distribution & density

- **PHYSICAL FACTORS**

- Location
- Relief – Mountains, plains, plateau
- Climate
- Availability of water
- Soil
- Minerals & Power resources



Pimpri Chinchwad Education Trust's
S.B. PATIL COLLEGE OF SCIENCE & COMMERCE, RAVET

Sr. no. 110, Gate No 1, Ravet, Pune- 412101

www.sbpatilcollege.com, [email-sbpc.science@gmail.com](mailto:sbpc.science@gmail.com)

UDISE NO: 27252001412

College Index No: J.11.16.066



Economic factors

- Agricultural
- Mining
- Industry
- Urbanization
- Transportation



Pimpri Chinchwad Education Trust's
S.B. PATIL COLLEGE OF SCIENCE & COMMERCE, RAVET

Sr. no. 110, Gate No 1, Ravet, Pune- 412101

www.sbpatilcollege.com, email-sbpc.science@gmail.com

UDISE NO: 27252001412

College Index No: J.11.16.066



Political factors

- Political safe area
- Political stability
- Political parties & thinking
- War condition
- Refugees



Pimpri Chinchwad Education Trust's
S.B. PATIL COLLEGE OF SCIENCE & COMMERCE, RAVET

Sr. no. 110, Gate No 1, Ravet, Pune- 412101

www.sbpatilcollege.com, email-sbpc.science@gmail.com

UDISE NO: 27252001412

College Index No: J.11.16.066



Social factors

- Social structure and security
- Social culture
- Social customs & traditions
- Social thinking & mentality of people



Pimpri Chinchwad Education Trust's
S.B. PATIL COLLEGE OF SCIENCE & COMMERCE, RAVET

Sr. no. 110, Gate No 1, Ravet, Pune- 412101

www.sbpatilcollege.com, email-sbpc.science@gmail.com

UDISE NO: 27252001412

College Index No: J.11.16.066



Assignment

- Explain the factors which affect on population distribution with examples
- Which points include in the answer
- Introduction- density meaning & formula
- Factors- Physical, Economical, social, political
- Examples In each factors



PIMPRI CHINCHWAD EDUCATION TRUST
A Trustee since its Creation Since 1950...

UDISE NO: 27252001412

Pimpri Chinchwad Education Trust's
S.B. PATIL COLLEGE OF SCIENCE & COMMERCE, RAVET

Sr. no. 110, Gate No 1, Ravet, Pune- 412101

www.sbpatilcollege.com, email-sbpc.science@gmail.com

College Index No: J.11.16.066



Thank you.